

Rancho Adobe Fire Protection District

Board of Directors Meeting

Agenda and Board Packet

March 18, 2026





Rancho Adobe Fire Protection District

Board of Directors Meeting

March 18, 2026

TABLE OF CONTENTS

Item IV. – Approval of Minutes	Page 1
Item V. – Consent Calendar	Page 7
Item V.I E.(a) – Budget Reports	Page 25
Item VII. A. – Resolution R-7 : Fire Chief’s Contract	Page 43

Rancho Adobe Fire Protection District

11000 Main Street
P. O. Box 1029
Penngrove, California 94951

Telephone: (707) 795-6011
Fax: (707) 795-5177
www.rafd.org

NOTICE & AGENDA OF THE REGULAR BOARD MEETING

MARCH 18, 2026 — 7:00 P.M.

COTATI FIRE STATION - #1 EAST COTATI AVE.

COTATI, CALIFORNIA

Assistance for the Disabled: If you are disabled in any way and need accommodation to participate in the meeting, please call Jennifer Bechtold, Board Clerk, at 707-795-6011 for assistance so the necessary arrangements can be made.

The Board meeting agenda and all supporting documents are available for public review at 11000 Main Street, Penngrove, CA 94951, 72 hours in advance of a scheduled board meeting. Materials related to an item on this agenda submitted to the Board after distribution of the agenda packet, and not otherwise exempt from disclosure, will be made available for public inspection at the District Office at 11000 Main Street, Penngrove, during normal business hours, Tuesday through Friday, 9:00 a.m. – 5:00 p.m. Copies of supplemental materials distributed at the Board meeting will be available for public inspection at the meeting location.

The Closed Session will begin at 5:00 p.m. and the Regular Board Meeting will start at 7:00 p.m.

I. CLOSED SESSION

A. Pursuant to Government Code §54956.9(e)(2), the Board will hold a closed session for the following reason: CONFERENCE WITH LEGAL COUNSEL. Significant Exposure to litigation.

Number of Potential Cases: 1

The District is in receipt of information concerning facts and circumstances of a threatened claim from one known employee raising allegations that the District has violated their employment related protections/rights.

II. CALL TO ORDER / ROLL CALL / PLEDGE OF ALLEGIANCE

To speak on any item under discussion by the Board on this agenda, you may do so upon receiving recognition from the Chair. Time limitations on public testimony may be imposed at the discretion of the Chair in conformity with Board Meeting Policy Provisions 5010.100-5010.103 and 5010.110.

III. ORAL AND WRITTEN COMMUNICATIONS

A. Citizen Business/Public Comments on Items not appearing on Agenda — *Public is advised to limit discussion to one presentation per individual and observe the time limit of 4 minutes. Please state your name and address for the record before making your presentation.*

NOTE: *Any item raised by a member of the public which does not appear on the agenda but which may require Board action shall be referred to District staff for investigation and disposition unless the item requires action to be taken by the Board at the meeting during which it was raised and constitutes an emergency, or the need to take such action arose after the posting of the agenda within the meaning of Government Code Section 54954.2(b).*

B. Correspondence and/or Presentations

IV. APPROVAL OF MINUTES

The Board of Directors will review, amend and approve prior months' Board meeting minutes.

A. Regular Board Meeting of February 18, 2026

V. CONSENT CALENDAR

Matters listed under the Consent Calendar are considered to be routine and will be enacted by one motion and one vote. There will be no separate discussion of these items. If the Board or the public desires discussion, that item will be removed from the Consent Calendar and will be considered separately.

A. Ratification of Checks Issued

**NOTICE & AGENDA OF THE REGULAR BOARD MEETING
MARCH 18, 2026 — 7:00 P.M.
COTATI FIRE STATION - #1 EAST COTATI AVE
COTATI, CALIFORNIA**

Page 2

VI. ADMINISTRATIVE COMMUNICATIONS

An opportunity to report on individual activities related to District Business.

- A. Firefighter's Union Report
- B. Firefighters' Association Report
- C. Chief's Report
- D. Director Reports
- E. Committee Reports
 - a. Finance/Budget
 - b. Ad Hoc Consolidation


VII. NEW BUSINESS

- A. Discussion on Resolution R-7 Revisions to the Salary Schedule for the Fire Chief
The Board will review Resolution R-7 and move to adopt the new salary schedule for the Fire Chief that was approved on January 21, 2026

VIII. DIRECTION ON FUTURE AGENDA ITEMS

IX. ADJOURNMENT

Certificate of Posting of the Agenda: I declare under penalty of perjury under the laws of the State of California that I am employed by the Rancho Adobe Fire District and that I caused this agenda to be posted on the bulletin boards at Station 1 (Cotati), Station 2 (Penngrove), Station 3 (Liberty), Cotati City Hall and the Penngrove U.S. Post Office on March 13, 2026.



Jennifer Bechtold, Clerk of the Board

APPROVAL OF MINUTES

Rancho Adobe Fire Protection District

11000 Main Street
P. O. Box 1029
Penngrove, California 94951

Telephone: (707) 795-6011
Fax: (707) 795-5177
www.rafd.org

DRAFT

**MINUTES OF THE REGULAR BOARD MEETING
FEBRUARY 18, 2026 — 5:30 P.M.
COTATI FIRE STATION - #1 EAST COTATI AVE.
COTATI, CALIFORNIA**

I. CALL TO ORDER / ROLL CALL / PLEDGE OF ALLEGIANCE

President Bob Moretti, called the Regular Board Meeting to order at 5:30 p.m. The agenda for this meeting was posted on February 13, 2026.

Directors Present: Brian Proteau, Bob Moretti, Bret Herman, Ray Peterson, Pete Albini

Directors Absent: Mark Hemmendinger, Michael Gadoua

Minutes Conducted by: Jennifer Bechtold

II. NEW BUSINESS

A. Discussion on Motion to Designate District's Labor Negotiator Under Gov. Code Section 54957.6: Appoint Negotiators to Negotiate Amendment to Employment Agreement for District Administrative Manager

The Board of Directors appointed Bob Moretti and Brian Proteau as members of the negotiations committee for the Administrative Manager's contract.

Motion moved by Mr. Herman to appoint Directors Moretti and Proteau to negotiations committee and seconded by Mr. Albini.

Motion Carried: Aye 5 No 0 Abstain 0 Absent 2

B. Discussion on Motion to Designate District's Labor Negotiator Under Gov. Code Section 54957.6: Appoint Negotiators to Negotiate With Unrepresented Battalion Chiefs and With Rancho Adobe Firefighters Association, Local 1401, IAFF, Regarding District Consolidation with Sonoma County Fire District

The Board of Directors appointed Bob Moretti and Ray Peterson as members of the negotiations committee for the Battalion Chiefs and Paid Firefighters Union.

Motion moved by Mr. Herman to appoint Directors Moretti and Peterson to negotiations committee and seconded by Mr. Proteau.

Motion Carried: Aye 5 No 0 Abstain 0 Absent 2

Closed Session was opened at 5:34 p.m.

III. CLOSED SESSION

- A. Pursuant to Government Code §54957.6, the Board will hold a closed session for the following reason: CONFERENCE WITH LABOR NEGOTIATORS.
Agency Designated Representative: President Bob Moretti
Unrepresented Employee: Administrative Manager
Action Taken: None

- B. Pursuant to Government Code §54957.6, the Board will hold a closed session for the following reason: CONFERENCE WITH LABOR NEGOTIATORS.
Agency Designated Representative: President Bob Moretti and One More
Unrepresented Employees: Battalion Chiefs Herb Wandel, James Deurloo and Tim Caldwell
Action Taken: None

- C. Pursuant to Government Code §54957.6, the Board will hold a closed session for the following reason: CONFERENCE WITH LABOR NEGOTIATORS.
Agency Designated Representative: President Bob Moretti and One More
Employee Organization: Rancho Adobe Firefighters Association, Local 1401, IAFF
Action Taken: None

Closed Session was adjourned at 7:18 p.m.

IV. ORAL AND WRITTEN COMMUNICATIONS

- A. Citizen Business/Public Comments on Items not appearing on Correspondence and/or Presentations

There was no public comment.

V. APPROVAL OF MINUTES

- A. Regular Board Meeting of January 21, 2026

Motion moved by Mr. Herman to approve the minutes of January 21, 2026 and seconded by Mr. Albini.

Motion Carried: Aye 4 No 0 Abstain 1 (Mr. Proteau) Absent 2

VI. CONSENT CALENDAR

- A. Ratification of Checks Issued

Motion moved by Mr. Herman to approve the consent calendar and seconded by Mr. Peterson.

Motion Carried: Aye 5 No 0 Abstain 0 Absent 2

VII. ADMINISTRATIVE COMMUNICATIONS

- A. Firefighter's Union Report

Captain Gromala said the Union continues their work on consolidation.

- B. Firefighters' Association Report

Captain McClendon thanked everyone for their help at the crab feed. The event was sold out and another success.

C. Chief's Report

Chief Veliquette reported the following information:

1.) District Activities: Crab feed, consolidation meetings, labor meetings, operations meeting. Good progress is being made on the Captains' promotional process and engineers training. There continues to be movement and sharing of personnel between RAFD and SCFD. Type 6 is nearing completion and almost ready for service.

2.) Operational Update: BC Deurloo shared there has been a lot of time put into consolidation in addition to numerous vehicle accidents related to the weather. Crews have completed multi-company, nighttime live fire training. There was also another horse rescue on Ormsby Lane.

D. Director Reports

Mr. Herman mentioned there will be supply shortages happening soon that will affect radios and other electronics, due to a shortage of silica which affects chip manufacturing.

E. Committee Reports

a. Finance/Budget

Chief Veliquette said overtime is higher than budgeted but some of this will be offset through strike team reimbursements.

b. Ad Hoc Consolidation

Chief Veliquette noted the consolidation application will be heard by LAFCO on March 3rd at 2pm at the Board of Supervisors chambers. Both fire chiefs have participated in many meetings with the commission. The 45-day protest period begins after adoption of the application.

VIII. DIRECTION ON FUTURE AGENDA ITEMS

- **Resolution R-7 Adopting Fire Chief's Salary and Employment Agreement**


IX. ADJOURNMENT

With no further business to discuss, the Regular Board meeting was adjourned at 7:37 p.m.

Motion moved by Mr. Peterson and seconded by Mr. Herman.

Motion Carried: Aye 5 No 0 Abstain 0 Absent 2

Respectfully submitted,



Jennifer Bechtold, Board Clerk

CONSENT CALENDAR



Rancho Adobe Fire Protection District

11000 Main Street
P.O. Box 1029
Penngrove, California 94951

Phone: (707) 795-6011
Fax: (707) 795-5177
www.rafd.org

RATIFICATION OF CHECKS AND PAYROLL


FOR THE REGULAR MEETING OF March 18, 2026

In accordance with Government Code Section 37208, ratification of the following warrant amounts are presented to the Fire District Board:

Regular Payable Checks:	\$ 78,810.14
Payroll Checks:	\$ 122,996.55
Total All Disbursements:	\$ 201,806.69

All individual warrants and warrant registers are available for review by the board members or the public upon request. Payroll registers are confidential and not available for individual review in accordance with State Law.

The necessary internal controls are in place to safeguard the District's in conformance with Generally Accepted Accounting Principles, sound business practices and prudent budgetary principles. Payroll documents and invoices have been reviewed and approved by the appropriate Department Head, Fire Chief and Administrative Manager before payment.



Clerk of the Board

3-13-26

Date

Kanchno Adobe Fire Protection District
Check Detail
February 26, 2026

Type	Num	Date	Name	Account	Paid Amount
Bill Pmt -Check	7071	02/26/2026	ATKINSON, ANDELSON, LOYA, RUUD & ROMO	1035 · Summit State Bank - Operating	
Bill	Mult Inv's	02/26/2026		6610 · Legal Services	-18,999.93
					-18,999.93
Bill Pmt -Check	7072	02/26/2026	BEAR FLAG TOWING	1035 · Summit State Bank - Operating	
Bill	Inv# 27257	02/26/2026		7120 · Training Expense	-1,300.00
					-1,300.00
Bill Pmt -Check	7073	02/26/2026	BEARING & HYDRAULICS	1035 · Summit State Bank - Operating	
Bill	Inv#IP87238	02/26/2026		6880 · Small Tools Expense	-75.51
					-75.51
Bill Pmt -Check	7074	02/26/2026	BUREAU VERITAS	1035 · Summit State Bank - Operating	
Bill	Inv#26008678	02/26/2026		6590 · Contracted FM Services	-2,025.00
					-2,025.00
Bill Pmt -Check	7075	02/26/2026	CYPRESS DENTAL ADMINISTRATORS	1035 · Summit State Bank - Operating	
Bill	March 2026	02/26/2026		5932 · Dental Insurance	-2,953.36
					-2,953.36
Bill Pmt -Check	7076	02/26/2026	JAKE MCCLENDON	1035 · Summit State Bank - Operating	
Bill	Reimb. Boots	02/26/2026		6022 · Safety Clothing	-300.00
					-300.00

Kancono AAOPE Fire Protection District
Check Detail
February 26, 2026

Bill Pmt -Check	7077	02/26/2026	KAISER PERMANENTE	1035 · Summit State Bank - Operating	
Bill	March 2026	02/26/2026		5930 · Health Insurance	-34,119.00
					<u>-34,119.00</u>
Bill Pmt -Check	7078	02/26/2026	KYOCERA DOCUMENT SOLUTIONS NOR	1035 · Summit State Bank - Operating	
Bill	Inv# 5037683776	02/26/2026		6820 · Rent/Lease Equipment	-203.06
					<u>-203.06</u>
Bill Pmt -Check	7079	02/26/2026	LIFE ASSIST	1035 · Summit State Bank - Operating	
Bill	Inv#2065756/2069412	02/26/2026		6260 · Medical Supplies	-318.31
					<u>-318.31</u>
Bill Pmt -Check	7080	02/26/2026	MATHESON TRI-GAS INC.	1035 · Summit State Bank - Operating	
Bill	32855035/32846355	02/26/2026		6260 · Medical Supplies	-469.03
					<u>-469.03</u>
Bill Pmt -Check	7081	02/26/2026	NAPA AUTO	1035 · Summit State Bank - Operating	
Bill	Mult Inv's	02/26/2026		6880 · Small Tools Expense	-275.61
				6155 · Apparatus Maintenance	-264.90
					<u>-540.51</u>
Bill Pmt -Check	7082	02/26/2026	NICK BARBIERI TRUCKING INC.	1035 · Summit State Bank - Operating	
Bill	Inv#1266678	02/26/2026		7201 · Fuel	-1,826.82
					<u>-1,826.82</u>

Rancho Agode Fire Protection District
Check Detail
 February 26, 2026

10:00 AM
 02/26/26

Bill Pmt -Check	7083	02/26/2026	O'REILLY AUTO	1035 · Summit State Bank - Operating	-66.75
Bill	Inv#2575-282713	02/26/2026		6155 · Apparatus Maintenance	-66.75
Bill Pmt -Check	7084	02/26/2026	SILVERADO AVIONICS	1035 · Summit State Bank - Operating	-14,176.43
Bill	Inv# 2971	02/26/2026		6045 · Pagers & Radios	-14,176.43
Bill Pmt -Check	7085	02/26/2026	STANDARD INSURANCE COMPANY	1035 · Summit State Bank - Operating	-870.00
Bill	March 2026	02/26/2026		5931 · Disability Insurance	-870.00
Bill Pmt -Check	7086	02/26/2026	TEL CON COMMUNICATIONS	1035 · Summit State Bank - Operating	-170.00
Bill	Inv#4145	02/26/2026		6040 · Communications	-170.00
Bill Pmt -Check	7087	02/26/2026	VISION SERVICE PLAN	1035 · Summit State Bank - Operating	-396.43
Bill	March 2026	02/26/2026		5934 · Vision Insurance	-396.43

Kanono Aaope Fire Protection District
Check Detail
February 26, 2026

TOTAL CHECKS ISSUED: 78,810.14

Authorized By:

JEN VELAZQUEZ
Print Name

[Signature]
Sign

FIRE CHIEF
Title

James Dewarloo
Print Name

[Signature]
Sign

Battalion Chief.
Title

Rancho Adobe Fire Protection District
 Check Detail
 February 25, 2026

4:27 PM
 02/25/26

Type	Num	Date	Name	Account	Paid Amount
ACH	ACH	02/25/2026	CalPERS FISCAL SERVICES DIVISION	1035 · Summit State Bank - Operating	
			5923 · CalPERS		-51,181.55
					-51,181.55
ACH	ACH	02/25/2026	CalPERS FISCAL SERVICES DIVISION	1035 · Summit State Bank - Operating	
			5923 · CalPERS		-3,122.21
					-3,122.21
ACH	ACH	02/25/2026	CalPERS FISCAL SERVICES DIVISION	1035 · Summit State Bank - Operating	
			5923 · CalPERS		-49,398.71
					-49,398.71
ACH	ACH	02/25/2026	CalPERS FISCAL SERVICES DIVISION	1035 · Summit State Bank - Operating	
			5923 · CalPERS		-1,536.08
					-1,536.08
ACH	ACH	02/25/2026	CALPERS SUPPLEMENTAL INCOME PLANS	1035 · Summit State Bank - Operating	
			5923 · CalPERS		-13,978.00
					-13,978.00
Bill Pmt -Check	7070	02/25/2026	RANCHO ADOBE PAID FIREFIGHTERS	1035 · Summit State Bank - Operating	
Bill	Feb. 2026	02/25/2026	5910 · Full-Time Personnel		-3,780.00
					-3,780.00

Rancho Adobe Fire Protection District

Check Detail

February 25, 2026

TOTAL CHECKS ISSUED: 122,996.55

Authorized By:

JEFF VELAZQUEZ

Print Name

[Signature]

Sign

FIRE CHIEF

Title

James Dewarloo

Print Name

[Signature]

Sign

Battalion Chief

Title

**Account Summary**

Billing Cycle		02/27/2026
Days In Billing Cycle		28
Previous Balance		\$14,255.64
Purchases	+	\$19,756.58
Cash	+	\$0.00
Balance Transfers	+	\$0.00
Special	+	\$0.00
Credits	-	\$490.49
Payments	-	\$14,255.64
Other Charges	+	\$0.00
Finance Charges	+	\$0.00
NEW BALANCE		\$19,266.09

Credit Summary

Total Credit Line	\$250,000.00
Available Credit Line	\$230,733.91
Available Cash	\$0.00
Amount Over Credit Line	\$0.00
Amount Past Due	\$0.00
Disputed Amount	\$0.00

Account Inquiries

- Call us at: (866) 777-9013
Lost or Stolen Card: (866) 839-3485
- Go to ColumbiaBank.com
- Write us at PO BOX 35142 - LB1181, SEATTLE, WA 98124-5142

Payment Summary

NEW BALANCE	\$19,266.09
MINIMUM PAYMENT	\$19,266.09
PAYMENT DUE DATE	03/25/2026

NOTE: Grace period to avoid a finance charge on purchases, pay entire new balance by payment due date. Finance charge accrues on cash advances until paid and will be billed on your next statement.

Corporate Activity

Trans Date	Post Date	Reference Number	Transaction Description	Amount
02/17	02/17	0000000LBX2602179416019	PAYMENT - THANK YOU	\$14,255.64

Cardholder Account Summary				
VIRTUAL ACCT BECHTOLD ##### 0170	Payments & Other Credits	Purchases & Other Charges	Cash Advances	Total Activity
	\$0.00	\$4,013.09	\$0.00	\$4,013.09

Cardholder Account Detail

Trans Date	Post Date	Plan Name	Reference Number	Description	Amount
01/29	02/01	PPLN01	24247606030500773330246	ACTIVE911 INC 541-223-7992 OR	\$613.40
02/01	02/02	PPLN01	24793386032001683797025	Starlink Hawthorne CA	\$20.00
02/01	02/02	PPLN01	24492156033217329002576	BAY ALARM COMPANY 925-808-4311 CA	\$285.96
02/01	02/03	PPLN01	24943056033000263208103	PPY*Penngrove Station Min 949-8944500 CA	\$334.00

PLEASE DETACH COUPON AND RETURN PAYMENT USING THE ENCLOSED ENVELOPE - ALLOW UP TO 7 DAYS FOR RECEIPT

COLUMBIA BANK
 PO BOX 35142 - LB1181
 SEATTLE WA 98124-5142



Account Number
 ##### 6068

Check box to indicate name/address change on back of this coupon

AMOUNT OF PAYMENT ENCLOSED

Closing Date	New Balance	Total Minimum Payment Due	Payment Due Date
02/27/26	\$19,266.09	\$19,266.09	03/25/26

\$ 19,266.09

BL ACCT 00002716-10000000
 RANCHO ADOBE FIRE DIST
 PO BOX 1029
 PENNGROVE CA 94951



MAKE CHECK PAYABLE TO:

COLUMBIA BANK
 PO BOX 35142 - LB1181
 SEATTLE WA 98124-5142

IMPORTANT INFORMATION

Finance Charge Calculation Methods and Computation of Average Daily Balance Subject to Finance Charge: The Finance Charge Calculation Method applicable to your account for Cash Advances and Credit Purchases of goods and services that you obtain through the use of your card is specified on the front side of this statement and explained below:

Method A - Average Daily Balance (including current transactions): The Finance Charge on purchases begins on the date the transaction posted to your account. The Finance Charge on Cash Advances begins on the date you obtained the cash advance, or the first day of the billing cycle within which it is posted to your account, whichever is later. There is no grace period.

The Finance Charges for a billing cycle are computed by applying the Periodic Rate to the "average daily balance" of your account. To get the average daily balance, we take the beginning balance of your account each day, add any new purchases or cash advances, and subtract any payments, credits, non-accruing fees, and unpaid finance charges. This gives us the daily balance. Then we add up all the daily balances for the billing cycle and divide the total by the number of days in the billing cycle.

Method E - Average Daily Balance (excluding current transactions): To avoid incurring an additional Finance Charge on the balance of purchases (and cash advances if Method E is specified as applicable to cash advances) reflected on your monthly statement, you must pay the New Balance shown on your monthly statement on or before the Payment Due Date. The grace period for the New Balance of purchases extends to the Payment Due Date.

The Finance Charges for a billing cycle are computed by applying the Periodic Rate to the "average daily balance" of purchases (and if applicable, cash advances). To get the average daily balance, we take the beginning balance of your account each day and subtract any payments, credits, non-accruing fees, and unpaid finance charges. We do not add in any new purchases or cash advances. This gives us the daily balance. Then we add up all the daily balances for the billing cycle and divide the total by the number of days in the billing cycle.

Method G - Average Daily Balance (including current transactions): To avoid incurring an additional Finance Charge on the balance of purchases (and cash advances, if Method G is specified as applicable to cash advances) reflected on your monthly statement and, on any new purchases (and if applicable, cash advances) appearing on your next monthly statement, you must pay the New Balance, shown on your monthly statement, on or before the Payment Due Date. The grace period for the New Balance of purchases extends to the Payment Due Date.

The Finance Charges for a billing cycle are computed by applying the Periodic Rate to the "average daily balance" of purchases (and if applicable, cash advances). To get the average daily balance, we take the beginning balance of your account each day, add any new purchases or cash advances, and subtract any payments, credits, non-accruing fees, and unpaid finance charges. This gives us the daily balance. Then we add up all the daily balances for the billing cycle and divide the total by the number of days in the billing cycle.

Payment Crediting and Credit Balance: Payments received at the location specified on the front of the statement after the phrase "MAKE CHECK PAYABLE TO" will be credited to the account specified on the payment coupon as of the date of receipt. Payments received at a different location or payments that do not conform to the requirements set forth on or with the periodic statement (e.g. missing payment stub, payment envelope other than as provided with your statement, multiple checks or multiple coupons in the same envelope) may be subject to delay in crediting, but shall be credited within five days of receipt. If there is a credit balance due on your account, you may request in writing, a full refund. Submit your request to the Account Inquiries address on the front of this statement.

By sending your check, you are authorizing the use of the information on your check to make a one-time electronic debit from the account on which the check is drawn. This electronic debit, which may be posted to your account as early as the date your check is received, will be only for the amount of your check. The original check will be destroyed and we will retain the image in our records. If you have questions please call the customer service number on the front of this billing statement.

Closing Date: The closing date is the last day of the billing cycle; all transactions received after the closing date will appear on your next statement.

Annual Fee: If your account has been assessed an annual fee, you may avoid paying this annual fee by sending written notification of termination within 30 days following the mailing date of this bill. Submit your request to the Account Inquiries address on the front of this statement. You may use your card(s) during this 30 day period but immediately thereafter must send your card(s), which you have cut in half, to this same address.

Negative Credit Reports: You are hereby notified that a negative credit report reflecting on your credit record may be submitted to a credit reporting agency if you fail to fulfill the terms of your credit obligations.

BILLING RIGHTS SUMMARY

In Case of Errors or Inquiries About Your Bill: If you suspect there is an error on your account or you need information about a transaction on your bill, send your written inquiry to the Account Inquiries address on the front of this statement within 60 days of the date of the statement containing the transaction in question. You may telephone us, however a written request is required to preserve your rights.

In your letter, give us the following information:

- Your name and account number.
The dollar amount of the suspected error.
Describe the error and explain, if you can, why you believe there is an error. If you need more information, describe the item you are unsure about.

You do not have to pay any amount in question while we are investigating, but you are still obligated to pay the parts of your bill that are not in question. While we investigate your question, we cannot report you as delinquent or take any action to collect the amount you question.

Please provide a legal document evidencing your name change, such as a court document.

Please use blue or black ink to complete form

NAME CHANGE

Last [grid]

First [grid] Middle [grid]

ADDRESS CHANGE

Street [grid]

City [grid] State [grid] ZIP Code [grid]

Home Phone ([grid]) [grid] - [grid] Business Phone ([grid]) [grid] - [grid]

Cell Phone ([grid]) [grid] - [grid] E-mail Address [grid]

SIGNATURE REQUIRED

TO AUTHORIZE CHANGES Signature [line]

Cardholder Account Detail Continued					
Trans Date	Post Date	Plan Name	Reference Number	Description	Amount
02/01	02/03	PPLN01	24071056033939155606334	CITY OF COTATI ONLINE 707-6653631 CA	\$691.72
02/07	02/08	PPLN01	24692166038101332442296	PRIMO BRANDS/WATERSERV 800-274-5282 CA	\$165.02
02/11	02/11	PPLN01	24692166042104386997094	COMCAST / XFINITY 800-266-2278 CA	\$290.82
02/10	02/11	PPLN01	24906416041250203491845	TMX*Terminix Intl 800-8376464 TN	\$117.36
02/10	02/11	PPLN01	24906416041250203541508	TMX*Terminix Intl 800-8376464 TN	\$131.14
02/15	02/16	PPLN01	24692166046402564899736	VZWRLSS*APOCC VISB 800-922-0204 FL	\$474.60
02/17	02/18	PPLN01	24492156049223311108100	MISSION LINEN 805-963-1841 CA	\$171.71
02/20	02/20	PPLN01	24204296051001090248067	Google YouTube TV 650-2530000 CA	\$82.99
02/20	02/20	PPLN01	24204296051001385800226	Google YouTube TV 650-2530000 CA	\$29.99
02/21	02/22	PPLN01	24492166053100000111219	OPENAI *CHATGPT SUBSCR OPENAI.COM CA	\$20.00
02/23	02/24	PPLN01	24055236054658353082187	ATT* BILL PAYMENT KH4589@ATT.CO TX	\$392.83
02/26	02/27	PPLN01	24492156058226735148659	MISSION LINEN 805-963-1841 CA	\$191.55

Cardholder Account Summary				
JAMES DEURLOO ##### 6118	Payments & Other Credits \$0.00	Purchases & Other Charges \$1,686.98	Cash Advances \$0.00	Total Activity \$1,686.98

Cardholder Account Detail					
Trans Date	Post Date	Plan Name	Reference Number	Description	Amount
01/31	02/02	PPLN01	24427336032710001511947	ROTTEN ROBBIE #62 SEBASTOPOL CA	\$70.86
02/06	02/08	PPLN01	24034546037001132471530	76 - HUSARY 76 SEBASTOPOL CA	\$73.82
02/09	02/11	PPLN01	24326846041039670001454	FIRE PROTECTION PUB STILLWATER OK	\$1,200.00
02/12	02/13	PPLN01	24034546043002392671241	76 - HUSARY 76 SEBASTOPOL CA	\$68.68
02/13	02/15	PPLN01	24692166044106898273854	LOWES #01901* COTATI CA	\$147.50
02/18	02/20	PPLN01	24427336050710001607882	ROTTEN ROBBIE #62 SEBASTOPOL CA	\$55.25
02/24	02/25	PPLN01	24034546055004962588735	76 - HUSARY 76 SEBASTOPOL CA	\$70.87

Cardholder Account Summary				
TIM CALDWELL ##### 2629	Payments & Other Credits \$0.00	Purchases & Other Charges \$212.36	Cash Advances \$0.00	Total Activity \$212.36

Cardholder Account Detail					
Trans Date	Post Date	Plan Name	Reference Number	Description	Amount
01/31	02/01	PPLN01	24692166031107601311283	CHEVRON 0212047 COTATI CA	\$90.32
02/07	02/08	PPLN01	24793386038000425391067	Adobe Inc 800-8336687 CA	\$19.99
02/12	02/13	PPLN01	24034546043002392343957	76 - PETALUMA 88 INC PETALUMA CA	\$102.05

Cardholder Account Summary				
STRIKE TEAM 4 ##### 6800	Payments & Other Credits \$0.00	Purchases & Other Charges \$143.59	Cash Advances \$0.00	Total Activity \$143.59

Cardholder Account Detail					
Trans Date	Post Date	Plan Name	Reference Number	Description	Amount
02/02	02/03	PPLN01	24034546033000250959700	76 - PETALUMA 88 INC PETALUMA CA	\$54.11
02/16	02/17	PPLN01	24034546047003259959287	76 - PETALUMA 88 INC PETALUMA CA	\$44.11
02/25	02/27	PPLN01	24427336057120001191999	PETALUMA VALERO PETALUMA CA	\$45.37

Cardholder Account Summary

JEFF VELIQUETTE #### #### #### 8935	Payments & Other Credits \$0.00	Purchases & Other Charges \$618.42	Cash Advances \$0.00	Total Activity \$618.42
---	---	--	--------------------------------	-----------------------------------

Cardholder Account Detail

Trans Date	Post Date	Plan Name	Reference Number	Description	Amount
01/30	02/01	PPLN01	24692166030107037317814	SQ *RED BIRD BAKERY, LLC Cotati CA	\$27.50
02/05	02/06	PPLN01	24692166036102431669682	SQ *RED BIRD BAKERY, LLC Cotati CA	\$28.50
02/05	02/06	PPLN01	24692166036102437155058	SQ *RED BIRD BAKERY, LLC Cotati CA	\$38.26
02/09	02/11	PPLN01	24316056041643889424171	SHELL OIL 57444218606 ROHNERT PARK CA	\$102.46
02/24	02/26	PPLN01	24316056056660273925813	SHELL OIL 57444218606 ROHNERT PARK CA	\$93.07
02/26	02/27	PPLN01	24055236058662309276618	WILCO FARM STORE PETALUMA CA	\$42.63
02/26	02/27	PPLN01	24223696057017030742920	U.S. CAD 714-428-1120 CA	\$286.00

Cardholder Account Summary

JACOB MCCLENDON #### #### #### 0068	Payments & Other Credits \$0.00	Purchases & Other Charges \$1,579.45	Cash Advances \$0.00	Total Activity \$1,579.45
---	---	--	--------------------------------	-------------------------------------

Cardholder Account Detail

Trans Date	Post Date	Plan Name	Reference Number	Description	Amount
02/13	02/15	PPLN01	24692166044106354462645	COSTCO *BUS DELIV 823 510-259-6600 CA	\$1,030.65
02/15	02/15	PPLN01	24692166046402483974362	AMAZON MKTPL*6E38H7A43 Amzn.com/bill WA	\$109.22
02/16	02/17	PPLN01	24692166047401015860544	LOWES #01901* COTATI CA	\$29.13
02/16	02/17	PPLN01	24431066047379653158801	COASTAL VALLEYSEMSAGENCY 707-565-6508 CA	\$117.00
02/17	02/18	PPLN01	24692166048401816506345	AMAZON MKTPL*MH4M67R93 Amzn.com/bill WA	\$87.34
02/18	02/19	PPLN01	24692166049402708107589	LOWES #01901* COTATI CA	\$73.81
02/25	02/26	PPLN01	24692166056101143222066	LOWES #01901* COTATI CA	\$132.30

Cardholder Account Summary

JENNIFER BECHTOLD #### #### #### 5900	Payments & Other Credits \$0.00	Purchases & Other Charges \$579.20	Cash Advances \$0.00	Total Activity \$579.20
---	---	--	--------------------------------	-----------------------------------

Cardholder Account Detail

Trans Date	Post Date	Plan Name	Reference Number	Description	Amount
01/31	02/01	PPLN01	24692166031107527203770	Amazon.com*5R1I32GN3 Amzn.com/bill WA	\$9.94
02/03	02/05	PPLN01	24445006035300606557570	BTS*TKLEVATOR 678-904-3210 GA	\$487.29
02/05	02/06	PPLN01	24692166036102581408394	Amazon.com*QG8TC96B3 Amzn.com/bill WA	\$15.79
02/17	02/17	PPLN01	24692166048401075665386	Amazon.com*5Y9905VM3 Amzn.com/bill WA	\$46.19
02/26	02/27	PPLN01	24793386057000215979085	Adobe Inc 800-8336687 CA	\$19.99

Cardholder Account Summary

DANIEL IKALANI #### #### #### 1531	Payments & Other Credits \$400.00-	Purchases & Other Charges \$1,204.69	Cash Advances \$0.00	Total Activity \$804.69
--	--	--	--------------------------------	-----------------------------------

Cardholder Account Detail

Trans Date	Post Date	Plan Name	Reference Number	Description	Amount
01/31	02/01	PPLN01	24692166031107761492915	AMAZON MKTPL*L04DH03I3 Amzn.com/bill WA	\$29.69
02/06	02/08	PPLN01	24121576038000037060018	CODE 3 RESCUE 530-7278550 CA	\$1,175.00
02/16	02/18		24011346048100135913123	CREDIT VOUCHER ELITECOMMANDTRAINING.C NINE MILE FAL WA	\$400.00-

Cardholder Account Summary				
HERB WANDEL ##### 5917	Payments & Other Credits \$0.00	Purchases & Other Charges \$1,500.57	Cash Advances \$0.00	Total Activity \$1,500.57

Cardholder Account Detail					
Trans Date	Post Date	Plan Name	Reference Number	Description	Amount
01/30	02/01	PPLN01	24717056031160313919152	HANSEL FORD OF PETALUMA PETALUMA CA	\$1,058.19
02/07	02/09	PPLN01	24003416039900013677506	RENTAL PLACE - ROHNERT PA 707-5849217 CA	\$317.24
02/14	02/15	PPLN01	24692166045402088746646	CHEVRON 0212047 COTATI CA	\$125.14

Cardholder Account Summary				
ERIC GROMALA ##### 8604	Payments & Other Credits \$0.00	Purchases & Other Charges \$3,903.00	Cash Advances \$0.00	Total Activity \$3,903.00

Cardholder Account Detail					
Trans Date	Post Date	Plan Name	Reference Number	Description	Amount
02/09	02/09	PPLN01	24011346040100042250039	SP INTREPID MARITIME INTREPIDGROUP CA	\$3,600.00
02/09	02/10	PPLN01	24431066040375675186900	COASTAL VALLEYSEMSAGENCY 707-565-6508 CA	\$117.00
02/20	02/22	PPLN01	24445006052300653803511	ACI*SHASTA COL T&F 530-242-7500 CA	\$186.00

Cardholder Account Summary				
CODY MONTANA ##### 5786	Payments & Other Credits \$90.49-	Purchases & Other Charges \$4,315.23	Cash Advances \$0.00	Total Activity \$4,224.74

Cardholder Account Detail					
Trans Date	Post Date	Plan Name	Reference Number	Description	Amount
02/04	02/05	PPLN01	24489936036001141600479	PETERSON TRUCKS 510-618-5550 CA	\$107.19
02/04	02/05	PPLN01	24489936036001141600396	PETERSON TRUCKS 510-618-5550 CA	\$205.82
02/04	02/05	PPLN01	24692166035101596881208	AMAZON PRIME*FW66T90Z3 Amzn.com/bill WA	\$16.38
02/06	02/08	PPLN01	24801976037640090730526	RELIABLE HARDWARE AND ST SANTA ROSA CA	\$26.20
02/11	02/12	PPLN01	24801976042645433346776	COAST COUNTIES PETERBILT 7078372727 CA	\$479.83
02/11	02/13	PPLN01	24761476043030011904759	FRIEDMANS HOME IMPROVEMEN PETALUMA CA	\$226.88
02/12	02/13	PPLN01	24692166043105761554664	SQ *NORTHERN CALIFORNIA F Lagunitas-For CA	\$50.00
02/17	02/18	PPLN01	24717056049150498744780	HANSEL FORD OF PETALUMA PETALUMA CA	\$1,006.02
02/17	02/18	PPLN01	24717056049150498744921	HANSEL FORD OF PETALUMA 707-7692300 CA	\$392.03
02/17	02/18	PPLN01	24717056049150498744939	HANSEL FORD OF PETALUMA 707-7692300 CA	\$392.03
02/18	02/19	PPLN01	24431066049380853205895	FEDEX OFFICE 5156 NOTK PETALUMA CA	\$32.33
02/19	02/20	PPLN01	24801976051654348083126	FMA INC ROHNERT PARK CA	\$225.00
02/19	02/22		74761476051030012004256	CREDIT VOUCHER FRIEDMANS HOME IMPROVEMEN PETALUMA CA	\$90.49-
02/23	02/24	PPLN01	24034546054004813080768	76 - PETALUMA 88 INC PETALUMA CA	\$132.90
02/25	02/26	PPLN01	24801976056660758648402	COAST COUNTIES PETERBILT 7078372727 CA	\$659.94
02/26	02/27	PPLN01	24489936058001148946605	PETERSON TRUCKS 510-618-5550 CA	\$104.88
02/26	02/27	PPLN01	24801976057661892672364	COAST COUNTIES PETERBILT 7078372727 CA	\$257.80

Finance Charge Summary / Plan Level Information									
Plan Name	Plan Description	FCM ¹	Average Daily Balance	Periodic Rate *	Corresponding APR	Finance Charges	Effective APR Fees **	Effective APR	Ending Balance
Purchases									
PPLN01 001	PURCHASE	E	\$0.00	0.06024%(D)	21.9900%	\$0.00	\$0.00	0.0000%	\$19,266.09
Cash									
CPLN01 001	CASH	A	\$0.00	0.06572%(D)	23.9900%	\$0.00	\$0.00	0.0000%	\$0.00
* Periodic Rate (M)=Monthly (D)=Daily							Days In Billing Cycle: 26		
** includes cash advance and foreign currency fees							APR = Annual Percentage Rate		
¹ FCM = Finance Charge Method									
(V) = Variable Rate If you have a variable rate account the periodic rate and Annual Percentage Rate (APR) may vary.									

ADMINISTRATIVE COMMUNICATIONS

FINANCE/BUDGET COMMITTEE

RANCHO ADOBE FIRE PROTECTION DISTRICT
YEAR TO DATE BUDGET REPORT
February 28, 2026

REVENUES - OPERATING BUDGET

SUB-OBJ.	DESCRIPTION	BUDGETED FOR FY '25 - '26'	FEBRUARY REVENUES	FY REVENUE TO 2/28/26	BALANCE REMAINING	BALANCE REMAINING (%)
1000	Property Taxes	\$ 4,965,256.83	\$ -	\$ 2,608,185.96	\$ 2,357,070.87	47.47%
1001	CY Direct Charges	\$ 2,407,230.00	\$ -	\$ 1,321,374.61	\$ 1,085,855.39	45.11%
1007	CY Direct Charges-July	\$ -	\$ -	\$ -	\$ -	
1008	RDA Increment - Credited amount of ad valorem taxes to Petaluma and Cotati redevelopment districts	\$ 180,250.00	\$ -	\$ (442,440.14)	\$ 622,690.14	345.46%
1011	Property Tax Administration Fee	\$ (46,000.00)	\$ -	\$ -	\$ (46,000.00)	100.00%
1014	RDA Increment	\$ -	\$ -	\$ 4,644.39	\$ (4,644.39)	
1015	RDA Pass-Through	\$ -	\$ -	\$ 294,279.23	\$ (294,279.23)	
1016	RDA Allocation	\$ -	\$ -	\$ 37,949.50	\$ (37,949.50)	
1017	Residual Property Tax (RDA Escrow Acct)	\$ -	\$ -	\$ 266,543.26	\$ (266,543.26)	
1018	Property Tax - RDA Asset Distribution	\$ -	\$ -	\$ -	\$ -	
1020	CY Supplemental Tax	\$ 100,000.00	\$ -	\$ 39,621.01	\$ 60,378.99	60.38%
1040	Unsecured Property Taxes	\$ 140,000.00	\$ -	\$ 138,254.95	\$ 1,745.05	1.25%
1042	Cost Reimbursement - Collect	\$ -	\$ -	\$ -	\$ -	
1044	Unsecured Property Taxes - July	\$ -	\$ -	\$ -	\$ -	
1060	Property Taxes - PY Secured	\$ -	\$ -	\$ (2.92)	\$ 2.92	
1061	PY Direct Charges	\$ 28,000.00	\$ -	\$ 10,049.02	\$ 17,950.98	64.11%
1080	Property Taxes	\$ -	\$ -	\$ -	\$ -	
1100	Property Taxes - PY Unsecured	\$ -	\$ -	\$ -	\$ -	
1120	Property Tax Receivable	\$ -	\$ -	\$ -	\$ -	
	TOTAL PROPERTY TAXES	\$ 7,774,736.83	\$ -	\$ 4,278,458.87	\$ 3,496,277.96	44.97%
1700	Interest on Pooled Cash	\$ 120,000.00	\$ 11.08	\$ 70,948.45	\$ 49,051.55	40.88%
1701	Interest Earned (on early payments of Prop. Taxes)		\$ -	\$ -	\$ -	
1702	Interest Earned on Fire Impact Fees		\$ -	\$ -	\$ -	
	TOTAL USE OF PROPERTY	\$ 120,000.00	\$ 11.08	\$ 70,948.45	\$ 49,051.55	40.88%
2081	State - Highway Rentals	\$ -	\$ -	\$ -	\$ -	
2404	State Reimbursements	\$ -	\$ -	\$ 80.97	\$ (80.97)	
2440	HOPTR	\$ 20,600.00	\$ -	\$ 2,950.78	\$ 17,649.22	85.68%
2500	State - Other (Grant Revenue)	\$ -	\$ -	\$ -	\$ -	#DIV/0!
2550	Sales Tax Revenue - Measure H	\$ 2,121,000.00	\$ -	\$ 1,131,268.68	\$ 989,731.32	46.66%
2589	State Refunds - Strike Teams	\$ -	\$ -	\$ 627,710.44	\$ (627,710.44)	#DIV/0!
2600	County of Sonoma Fire Impact Fees	\$ -	\$ -	\$ 1,679.72	\$ -	#DIV/0!
2601	City of Cotati Fire Impact Fees	\$ -	\$ 2,112.00	\$ 6,504.00	\$ -	#DIV/0!
	TOTAL INTERGOV. REVENUES	\$ 2,141,600.00	\$ 2,112.00	\$ 1,770,194.59	\$ 371,405.41	17.34%
3600	Misc. charges for Services - Fire Marshal Services	\$ 60,000.00	\$ 5,882.00	\$ 47,950.38	\$ 12,049.62	20.08%
3601	Finance Charges/Late Fees	\$ 1,200.00	\$ 148.68	\$ 2,433.24	\$ (1,233.24)	-102.77%
3641	Fire Services - Casino Contract	\$ 100,000.00	\$ -	\$ 25,000.00	\$ 75,000.00	75.00%
3661	Fire Control Services - Cost Recovery	\$ 23,000.00	\$ 300.11	\$ 9,850.00	\$ 13,150.00	57.17%
3670	Weed Abatement	\$ 30,000.00	\$ -	\$ 41,057.50	\$ (11,057.50)	-36.86%
3700	Copy file fee	\$ -	\$ -	\$ 87.00	\$ (87.00)	#DIV/0!
3710	First Responder BLS Agreement - SCFD	\$ -	\$ -	\$ -	\$ -	#DIV/0!
3720	Fleet Maintenance Revenue	\$ 30,000.00	\$ -	\$ -	\$ 30,000.00	100.00%
	TOTAL CHARGES FOR SERVICES	\$ 244,200.00	\$ 6,330.79	\$ 126,378.12	\$ 117,821.88	48.25%
4040	Misc. Revenue	\$ 30,000.00	\$ 2,597.84	\$ 20,426.14	\$ 9,573.86	31.91%
4100	Workers' compensation reimbursement	\$ 20,000.00	\$ 13,008.60	\$ 60,164.40	\$ (40,164.40)	-200.82%
4102	Donations or reimbursements	\$ -	\$ -	\$ 1,000.00	\$ (1,000.00)	
4109	Refunded Checks, outdated warrants	\$ -	\$ -	\$ -	\$ -	
4600	Sale of Fixed Assets (Surplus)	\$ -	\$ -	\$ -	\$ -	#DIV/0!
	TOTAL MISC. REVENUES	\$ 50,000.00	\$ 15,606.44	\$ 81,590.54	\$ (31,590.54)	-63.18%
	REVENUE TOTAL:	\$ 10,330,536.83	\$ 24,060.31	\$ 6,327,570.57	\$ 4,002,966.26	38.75%

**RANCHO ADOBE FIRE PROTECTION DISTRICT
YEAR TO DATE BUDGET REPORT**

EXPENDITURES - OPERATING BUDGET

SUB-OBJ.		BUDGETED FOR FY '25 - '26'	FEBRUARY EXPENSE	FY EXPENSE TO 2/28/26	BALANCE REMAINING	BALANCE REMAINING (%)
5910	Perm. Positions	\$ 4,340,636.94	\$ 311,048.93	\$ 2,545,160.10	\$ 1,795,476.84	41.36%
5911	Extra help: part time employees, non-benefited. Paid hourly	\$ 261,000.00	\$ 9,368.93	\$ 117,451.33	\$ 143,548.67	55.00%
5912	Overtime	\$ 740,000.00	\$ 70,445.39	\$ 819,258.55	\$ (79,258.55)	-10.71%
5913	BC Extra Shift Compensation	\$ 200,000.00	\$ -	\$ 130,949.17	\$ 69,050.83	34.53%
5914	FLSA	\$ 118,000.00	\$ 7,017.69	\$ 76,200.18	\$ 41,799.82	35.42%
5922	Social Security Taxes	\$ 8,100.00	\$ 576.50	\$ 4,633.20	\$ 3,466.80	42.80%
5923	PERS contributions, Employee + Employer paid contributions	\$ 830,000.00	\$ 64,575.81	\$ 500,834.48	\$ 329,165.52	39.66%
5924	Medicare	\$ 76,000.00	\$ 5,519.55	\$ 52,185.70	\$ 23,814.30	31.33%
5930	Health Insurance	\$ 665,000.00	\$ 34,119.00	\$ 461,019.17	\$ 203,980.83	30.67%
5931	Disability Insurance	\$ 11,850.00	\$ 870.00	\$ 7,801.00	\$ 4,049.00	34.17%
5932	Dental Insurance	\$ 39,000.00	\$ 2,953.36	\$ 25,515.56	\$ 13,484.44	34.58%
5933	Life Insurance	\$ 4,900.00	\$ -	\$ 2,429.70	\$ 2,470.30	50.41%
5934	Vision Insurance	\$ 5,600.00	\$ 396.43	\$ 3,553.66	\$ 2,046.34	36.54%
5935	Unemployment Insurance	\$ 7,700.00	\$ 49.04	\$ 3,276.24	\$ 4,423.76	57.45%
5936	Retiree Health Insurance	\$ 13,500.00	\$ -	\$ 8,700.00	\$ 4,800.00	35.56%
5940	Workers' Compensation	\$ 460,000.00	\$ -	\$ 495,995.55	\$ (35,995.55)	-7.83%
	TOTAL WAGES/BENEFITS:	\$ 7,781,286.94	\$ 506,940.63	\$ 5,254,963.59	\$ 2,526,323.35	32.47%
6020	Uniforms including paid and volunteers staff pants, shirts, station boots, badges, collar pins, name tags and business cards	\$ 29,324.00	\$ -	\$ 7,136.32	\$ 22,187.68	75.66%
6022	Safety Clothing: turnout, including boots	\$ 64,530.00	\$ 1,192.94	\$ 36,539.11	\$ 27,990.89	43.38%
6040	Communications including telephone, cable, internet, cell phones	\$ 27,000.00	\$ 2,047.78	\$ 17,343.74	\$ 9,656.26	35.76%
6045	Pagers and Radios	\$ 35,000.00	\$ 14,238.70	\$ 26,974.73	\$ 8,025.27	22.93%
6060	Food - at extended responses, approved meetings, examinations and trainings.	\$ 5,000.00	\$ 54.05	\$ 2,957.63	\$ 2,042.37	40.85%
6080	Household expenses - Fishman Supply; detergent, towels etc.	\$ 12,000.00	\$ 329.05	\$ 4,849.81	\$ 7,150.19	59.58%
6100	Liability Insurance	\$ 315,000.00	\$ -	\$ 309,925.03	\$ 5,074.97	1.61%
6140	Equipment Maintenance: Office equipment and tool repair	\$ 14,000.00	\$ 57.93	\$ 4,027.60	\$ 9,972.40	71.23%
6155	Apparatus Maintenance	\$ 60,000.00	\$ (2,829.17)	\$ 60,491.97	\$ (491.97)	-0.82%
6165	SCBA Maintenance	\$ 7,600.00	\$ -	\$ 4,692.82	\$ 2,907.18	38.25%
6180	Building Maintenance - routine facility & grounds maintenance including repairs to maintain buildings and grounds. New projects ie. Construction to be considered for possible fixed asset expense 8510	\$ 30,000.00	\$ 4,301.28	\$ 32,970.27	\$ (2,970.27)	-9.90%
6260	Medical / Lab supply - O2, latex gloves, etc.	\$ 20,000.00	\$ 787.34	\$ 9,912.04	\$ 10,087.96	50.44%
6261	ALS Medical Expense	\$ 15,000.00	\$ -	\$ 905.94	\$ 14,094.06	93.96%
6280	Memberships and Professional Assoc. Fees: FDAC, SCFDA, SCFCA, CCAI, Costco, Cotati Chamber of Commerce.	\$ 18,000.00	\$ -	\$ 11,662.27	\$ 6,337.73	35.21%
6400	Office Supplies: regular supplies such as paper, printer cartridges etc.	\$ 3,300.00	\$ 555.95	\$ 1,988.94	\$ 1,311.06	39.73%
6401	Office Expense - Inventory such as desktop/laptop computer purchases, printers, etc.	\$ 10,000.00	\$ -	\$ 2,117.65	\$ 7,882.35	78.82%
6410	Postage and shipping	\$ 1,500.00	\$ 156.00	\$ 343.72	\$ 1,156.28	77.09%
6430	Printing Services	\$ 1,000.00	\$ -	\$ 41.34	\$ 958.66	95.87%
6461	Operational Expenses	\$ 10,000.00	\$ 185.70	\$ 3,951.99	\$ 6,048.01	60.48%
6463	FPO Expenses - public education materials	\$ 6,500.00	\$ (708.00)	\$ 3,160.80	\$ 3,339.20	51.37%
6500	Payroll Fees	\$ 6,000.00	\$ 651.90	\$ 3,566.30	\$ 2,433.70	40.56%
6501	Professional Services	\$ 192,500.00	\$ -	\$ 1,750.00	\$ 190,750.00	99.09%
6526	Dispatch Services - REDCOM	\$ 24,000.00	\$ -	\$ -	\$ 24,000.00	100.00%
6587	LAFCO	\$ 15,000.00	\$ -	\$ 13,648.00	\$ 1,352.00	9.01%
6590	Contracted FM Services	\$ 7,500.00	\$ 2,025.00	\$ 9,723.75	\$ (2,223.75)	-29.65%
6596	CQI Expense	\$ 14,500.00	\$ 510.00	\$ 3,953.00	\$ 10,547.00	72.74%
6605	Hiring Expenses	\$ 14,308.00	\$ -	\$ -	\$ 14,308.00	100.00%
6610	Legal Services	\$ 30,000.00	\$ 19,065.93	\$ 34,241.74	\$ (4,241.74)	-14.14%
6630	Annual Audit	\$ 8,500.00	\$ 495.00	\$ 8,970.00	\$ (470.00)	-5.53%
6635	Bank and Credit Card Fees	\$ 300.00	\$ 8.00	\$ 18.80	\$ 281.20	93.73%
6650	Health Services	\$ 5,000.00	\$ -	\$ 805.00	\$ 4,195.00	83.90%
6654	Wellness Program	\$ 70,000.00	\$ -	\$ 6,271.24	\$ 63,728.76	91.04%
6800	Public Legal Notices - publishing fees (ordinances, budget/Prop IV limit, elections, etc.)	\$ 2,000.00	\$ -	\$ 400.00	\$ 1,600.00	80.00%
6820	Rent / Lease Equipment	\$ 6,500.00	\$ 537.06	\$ 4,229.99	\$ 2,270.01	34.92%

**RANCHO ADOBE FIRE PROTECTION DISTRICT
YEAR TO DATE BUDGET REPORT**

SUB-OBJ.	DESCRIPTION	BUDGETED FOR FY '25 - '26'	FEBRUARY EXPENSE	FY EXPENSE TO 2/28/26	BALANCE REMAINING	BALANCE REMAINING (%)
6823	Rental hydrants/Water - hydrant use within Sonoma County Water Agency jurisdiction	\$ 750.00	\$ -	\$ 320.00	\$ 430.00	57.33%
6880	Small tools: maintenance tools, hardware etc.	\$ 40,000.00	\$ 3,220.35	\$ 8,857.14	\$ 31,142.86	77.86%
6881	Safety Equipment: SCBA's, hose, nozzles etc.	\$ 38,800.00	\$ 281.00	\$ 4,609.09	\$ 34,190.91	88.12%
6889	Computer Software	\$ 90,000.00	\$ 4,408.36	\$ 55,780.02	\$ 34,219.98	38.02%
7000	Any Board related expense not otherwise accounted for (i.e., Special District Dinners)	\$ 750.00	\$ -	\$ 150.00	\$ 600.00	80.00%
7005	Election Expense - as determined by the County Elections Office	\$ -	\$ -	\$ -	\$ -	#DIV/0!
7120	In-Service Training - required and continuing education for all personnel and Directors	\$ 54,000.00	\$ 3,501.50	\$ 17,332.07	\$ 36,667.93	67.90%
7201	Gas and Oil	\$ 65,000.00	\$ 3,952.16	\$ 35,347.78	\$ 29,652.22	45.62%
7300	Transportation and Travel to training out of County, use of personal vehicle for District errands.	\$ 7,500.00	\$ -	\$ 7,854.71	\$ (354.71)	-4.73%
7320	Utilities - PG&E, garbage, water, sewage	\$ 80,000.00	\$ 7,257.11	\$ 48,479.16	\$ 31,520.84	39.40%
	TOTAL SUPPLIES AND SERVICES:	\$ 1,457,662.00	\$ 66,282.92	\$ 808,301.51	\$ 649,360.49	44.55%
7910	Long Term Loan - Princ. (2016 Ferrara)	\$ 61,116.92	\$ -	\$ 45,656.36	\$ 15,460.56	25.30%
7911	Long Term Loan Princ. (2023 Stat. 2)	\$ 48,186.70	\$ -	\$ 48,141.01	\$ 45.69	0.09%
7930	Long Term Loan - Interest (2016 Ferrara)	\$ 2,599.88	\$ -	\$ 2,131.24	\$ 468.64	18.03%
7931	Long Term Loan Interest (2023 Stat. 2)	\$ 22,503.51	\$ -	\$ 21,434.99	\$ 1,068.52	4.75%
7940	Pension Obligation Bond - Principal	\$ 260,000.00	\$ -	\$ 260,000.00	\$ -	0.00%
7945	Pension Obligation Bond - Interest	\$ 125,423.50	\$ -	\$ 124,988.73	\$ 434.77	0.35%
	TOTAL LONG TERM DEBT:	\$ 519,830.51	\$ -	\$ 502,352.33	\$ 17,478.18	3.36%
8510	Future Infrastructure (Measure H)	\$ 420,000.00	\$ -	\$ -	\$ 420,000.00	100.00%
	OTHER EXPENSES:	\$ 420,000.00	\$ -	\$ -	\$ 420,000.00	100.00%

Recap Report	BUDGETED FOR FY '25 - '26'	FEBRUARY TOTAL	FY TO 2/28/26	BALANCE REMAINING	BALANCE REMAINING (%)
OPERATING REVENUES	\$ 10,330,536.83	\$ 24,060.31	\$ 6,327,570.57	\$ 4,002,966.26	38.75%
OPERATING EXPENDITURES					
Wages/Benefits	\$ 7,781,286.94	\$ 506,940.63	\$ 5,254,963.59	\$ 2,526,323.35	32.47%
Supplies and Services	\$ 1,457,662.00	\$ 66,282.92	\$ 808,301.51	\$ 649,360.49	44.55%
Long Term Debt	\$ 519,830.51	\$ -	\$ 502,352.33	\$ 17,478.18	3.36%
Other Expenses	\$ 420,000.00	\$ -	\$ -	\$ 420,000.00	100.00%
Totals	\$ 10,178,779.45	\$ 573,223.55	\$ 6,565,617.43	\$ 3,613,162.02	35.50%
Revenues Less Expenditures			\$ (238,046.86)		

RANCHO ADOBE FIRE PROTECTION DISTRICT
YEAR TO DATE BUDGET REPORT

CAPITAL IMPROVEMENTS BUDGET

SUB-OBJ.		BUDGETED FOR FY '25 - '26'	FEBRUARY EXPENSE	FY EXPENSE TO 2/28/26	BALANCE REMAINING	BALANCE REMAINING (%)
9510	Buildings Improvements	\$ 331,500.00	7,695.67	\$ 82,646.61	\$ 248,853.39	75.07%
9511	New Capital Equipment	\$ -	0.00	\$ -	\$ -	#DIV/0!
9540	Durable Medical Equipment	\$ -	0.00	\$ -	\$ -	#DIV/0!
9560	New Equipment - Apparatus	\$ 195,000.00	6,195.88	\$ 37,658.85	\$ 157,341.15	80.69%
9561	Equipment New - Office	\$ -	0.00	\$ -	\$ -	#DIV/0!
9570	CalPERS UAL	\$ 184,800.00	0.00	\$ 184,808.00	\$ (8.00)	0.00%
	TOTAL EQUIPMENT:	\$ 711,300.00	\$ 13,891.55	\$ 305,113.46	\$ 406,186.54	57.10%

\$ (543,160.32)

CURRENT ASSETS	
1035 Summit State Bank Operating Account:	\$ 9,774.67
1036 Summit State Bank ICS Account:	\$ 2,554,624.06
1037 Summit State Bank Payroll Account:	\$ 7,271.71
1038 CDARS:	\$ -
1045 Measure H ICS Account:	\$ 581,863.60
1047 Fire Impact Fee Account:	\$ 8,183.72
1090 Petty Cash:	\$ 200.00
Total:	\$ 3,161,917.76
1041 Designated Capital Reserve Accounts:	\$ 2,983,737.63
Interest Earned on Capital Reserves:	\$ 8,880.94
321 Future Liabilities - PERS UAL:	\$ 223,831.00
322 Fire & EMS Equip. Replacement:	\$ 423,445.39
331 Apparatus Reserves:	\$ 410,000.00
332 Emergency Reserves:	\$ 303,807.87
334 Buildings/Facility Reserves:	\$ 797,196.98
335 Measure H Designated Fund:	\$ 816,575.45

10:21 AM

03/13/26

Cash Basis

Rancho Adobe Fire Protection District

Trial Balance

As of February 28, 2026

	Feb 28, 26	
	Debit	Credit
1010 · County of Sonoma	0.00	
1030 · Wells Fargo Checking Account	0.00	
1035 · Summit State Bank - Operating	9,774.67	
1036 · Summit State Bank - ICS	2,554,624.06	
1037 · Summit State Bank - Payroll	7,271.71	
1038 · CDARS	0.00	
1041 · Capital Reserves Checking	2,983,737.63	
1045 · Measure H ICS	581,863.60	
1047 · Fire Impact Fees Checking	8,183.72	
1090 · Petty Cash	200.00	
107 · Accounts Receivable		16,385.26
12000 · Undeposited Funds	0.00	
170 · Land	74,634.00	
171 · Buildings and Improvements	2,348,727.59	
172 · Equipment	5,102,106.04	
178 · Accum. Depreciation - Building		739,167.29
179 · Accum. Depreciation - Equipment		2,480,003.56
195 · Due From Operating Fund	1,916,890.00	
325 · Deferred Outflows	4,543,331.00	
99999 · Prior Period Adjustment	0.00	
200 · Accounts Payable	0.00	
Chase Visa	0.00	
Umpqua Bank Credit Card	0.00	
2710 · Deferred Revenue	0.00	
327 · Deferred Outflows-Liability Acc	0.00	
336 · Capital One Loan	0.00	
337 · Accrued Interest Payable		64,961.35
338 · Capital Lease - Current		4.62
339 · Accrued Vacation - Current	0.00	
350 · Accrued Payroll	0.00	
145 · Deferred Inflow		2,196,060.00
300 · Compensated Absences		410,629.24
310 · Westamerica Bank Loan		516,827.43
340 · Bonds Payable - Current		0.10
342 · Notes Payable - Long Term		108,193.86
345 · Bonds Payable - Noncurrent		4,847,109.00
355 · Due To Capital Improvement Fund		1,916,890.00
744 · Net Pension Liability		3,283,143.00
30000 · Opening Balance Equity	1,546,685.51	
320 · Unreserved-Undesignated FD Bal		2,666,958.43
321 · Future Liabilities - PERS UAL		223,831.00
322 · Fire & EMS Equipment Repl.		423,445.39
330 · Operational Reserves	0.00	
331 · Apparatus Reserves		410,000.00
332 · Emergency Reserves		303,807.87
333 · PPE Reserves	0.00	
334 · Cap Buildings/Facility Reserves		797,196.98
335 · Measure H Desig. Fund		816,575.45
10 · Taxes:1000 · Property Taxes		2,608,185.96
10 · Taxes:1001 · CY Direct Charges		1,321,374.61
10 · Taxes:1008 · RDA Increment	442,440.14	
10 · Taxes:1014 · Property Taxes - RDA Increment		4,644.39
10 · Taxes:1015 · RDA Pass-Through		294,279.23
10 · Taxes:1016 · RDA Allocation		37,949.50
10 · Taxes:1017 · Residual Property Tax - RDA		266,543.26
10 · Taxes:1020 · CY Supplemental Tax		39,621.01
10 · Taxes:1040 · Unsecured Property Taxes		138,254.95
10 · Taxes:1060 · PY Secured Taxes	2.92	
10 · Taxes:1061 · PY Direct Charges		10,049.02
17 · Use of Money/Property:1700 · Interest on Cash		70,948.45
20 · Intergovernmental Revenues:2404 · State Reimbursements		80.97
20 · Intergovernmental Revenues:2440 · HOPTR		2,950.78
20 · Intergovernmental Revenues:2550 · Measure H Sales Tax Funding		1,131,268.68
20 · Intergovernmental Revenues:2589 · State Refunds-Strike Team		627,710.44
20 · Intergovernmental Revenues:2600 · Co. of Sonoma Fire Impact Fee		1,679.72

10:21 AM

03/13/26

Cash Basis

Rancho Adobe Fire Protection District

Trial Balance

As of February 28, 2026

	Feb 28, 26	
	Debit	Credit
20 · Intergovernmental Revenues:2601 · City of Cotati Fire Impact Fees		6,504.00
30 · Charges/Fees for Services:3600 · Fire Marshal Services		47,950.38
30 · Charges/Fees for Services:3601 · Finance Charge/Late Fee		2,433.24
30 · Charges/Fees for Services:3641 · Fire Services - Casino Contract		25,000.00
30 · Charges/Fees for Services:3661 · Cost Recovery		9,850.00
30 · Charges/Fees for Services:3670 · Weed Abatement		41,057.50
30 · Charges/Fees for Services:3700 · Copy Fee		87.00
40 · Miscellaneous Revenues:4040 · Misc. Revenue		20,426.14
40 · Miscellaneous Revenues:4100 · Workers Comp. Reimbursement		60,164.40
40 · Miscellaneous Revenues:4102 · Donations or Reimbursements		1,000.00
50 · Salaries and Benefits:5910 · Full-Time Personnel	2,545,160.10	
50 · Salaries and Benefits:5911 · Part-Time Staffing	117,451.33	
50 · Salaries and Benefits:5912 · Overtime	819,258.55	
50 · Salaries and Benefits:5913 · BC Extra Shift Compensation	130,949.17	
50 · Salaries and Benefits:5914 · FLSA	76,200.18	
50 · Salaries and Benefits:5922 · Social Security Payroll Taxes	4,633.20	
50 · Salaries and Benefits:5923 · CalPERS	500,834.48	
50 · Salaries and Benefits:5924 · Medicare	52,185.70	
50 · Salaries and Benefits:5930 · Health Insurance	461,019.17	
50 · Salaries and Benefits:5931 · Disability Insurance	7,801.00	
50 · Salaries and Benefits:5932 · Dental Insurance	25,515.56	
50 · Salaries and Benefits:5933 · Life Insurance	2,429.70	
50 · Salaries and Benefits:5934 · Vision Insurance	3,553.66	
50 · Salaries and Benefits:5935 · Unemployment Insurance	3,276.24	
50 · Salaries and Benefits:5936 · Retiree Insurance	8,700.00	
50 · Salaries and Benefits:5940 · Workers Compensation	495,995.55	
60 · Supplies & Services:6020 · Uniforms	7,136.32	
60 · Supplies & Services:6022 · Safety Clothing	36,539.11	
60 · Supplies & Services:6040 · Communications	17,343.74	
60 · Supplies & Services:6045 · Pagers & Radios	26,974.73	
60 · Supplies & Services:6060 · Food	2,957.63	
60 · Supplies & Services:6080 · Household Expense	4,849.81	
60 · Supplies & Services:6100 · Property & Liability Insurance	309,925.03	
60 · Supplies & Services:6140 · Equipment Maintenance	4,027.60	
60 · Supplies & Services:6155 · Apparatus Maintenance	60,491.97	
60 · Supplies & Services:6165 · SCBA Maintenance	4,692.82	
60 · Supplies & Services:6180 · Building Maintenance	32,970.27	
60 · Supplies & Services:6260 · Medical Supplies	9,912.04	
60 · Supplies & Services:6261 · ALS Medical Expense	905.94	
60 · Supplies & Services:6280 · Memberships	11,662.27	
60 · Supplies & Services:6400 · Office Supplies	1,988.94	
60 · Supplies & Services:6401 · Office Expense - Inventory	2,117.65	
60 · Supplies & Services:6410 · Postage and Shipping	343.72	
60 · Supplies & Services:6430 · Printing Services	41.34	
60 · Supplies & Services:6461 · Operational Expense	3,951.99	
60 · Supplies & Services:6463 · FPO Expense	3,160.80	
60 · Supplies & Services:6500 · Payroll Fees	3,566.30	
60 · Supplies & Services:6501 · Professional Services	1,750.00	
60 · Supplies & Services:6587 · LAFCO	13,648.00	
60 · Supplies & Services:6590 · Contracted FM Services	9,723.75	
60 · Supplies & Services:6596 · CQI Expense	3,953.00	
60 · Supplies & Services:6610 · Legal Services	34,241.74	
60 · Supplies & Services:6630 · Annual Audit Charges	8,970.00	
60 · Supplies & Services:6635 · Bank Fees	18.80	
60 · Supplies & Services:6650 · Health Services	805.00	
60 · Supplies & Services:6654 · Wellness Program	6,271.24	
60 · Supplies & Services:6800 · Public Legal Notices	400.00	
60 · Supplies & Services:6820 · Rent/Lease Equipment	4,229.99	
60 · Supplies & Services:6823 · Rental Hydrants/Water	320.00	
60 · Supplies & Services:6880 · Small Tools Expense	8,857.14	
60 · Supplies & Services:6881 · Safety Equipment	4,609.09	
60 · Supplies & Services:6889 · Computer Software and Equipment	55,780.02	
60 · Supplies & Services:7000 · Board Expense	150.00	
60 · Supplies & Services:7120 · Training Expense	17,332.07	
60 · Supplies & Services:7201 · Fuel	35,347.78	

10:21 AM
03/13/26
Cash Basis

Rancho Adobe Fire Protection District
Trial Balance
As of February 28, 2026

	Feb 28, 26	
	Debit	Credit
60 · Supplies & Services:7300 · Transportation & Travel	7,854.71	
60 · Supplies & Services:7320 · Utilities	48,479.16	
66900 · Reconciliation Discrepancies		0.02
75 · Other Charges:7910 · Long Term Loan-Principal	45,656.36	
75 · Other Charges:7911 · Long Term Loan-Prin. (St. 2)	48,141.01	
75 · Other Charges:7930 · Long Term Loan-Interest	2,131.24	
75 · Other Charges:7931 · Long Term Loan- Int. (St. 2)	21,434.99	
75 · Other Charges:7940 · Pension Obligation Bond - Prin.	260,000.00	
75 · Other Charges:7945 · Pension Obligation Bond - Int.	124,988.73	
95 · Capital Improvements - Assets:9510 · Building Improvements	82,646.61	
95 · Capital Improvements - Assets:9560 · New Equipment - Apparatus	37,658.85	
95 · Capital Improvements - Assets:9570 · CalPERS UAL	184,808.00	
TOTAL	28,991,203.48	28,991,203.48

Rancho Adobe Fire Protection District
Balance Sheet Prev Year Comparison
 As of February 28, 2026

03/13/26

Cash Basis

	Feb 28, 26	Feb 28, 25	\$ Change	% Change
ASSETS				
Current Assets				
Checking/Savings				
1035 · Summit State Bank - Operating	9,774.67	90,639.51	-80,864.84	-89.2%
1036 · Summit State Bank - ICS	2,554,624.06	3,692,222.17	-1,137,598.11	-30.8%
1037 · Summit State Bank - Payroll	7,271.71	2,004.44	5,267.27	262.8%
1041 · Capital Reserves Checking	2,983,737.63	1,441,002.67	1,542,734.96	107.1%
1045 · Measure H ICS	581,863.60	0.00	581,863.60	100.0%
1047 · Fire Impact Fees Checking	8,183.72	0.00	8,183.72	100.0%
1090 · Petty Cash	200.00	200.00	0.00	0.0%
Total Checking/Savings	6,145,655.39	5,226,068.79	919,586.60	17.6%
Accounts Receivable				
107 · Accounts Receivable	-16,385.26	10,277.99	-26,663.25	-259.4%
Total Accounts Receivable	-16,385.26	10,277.99	-26,663.25	-259.4%
Total Current Assets	6,129,270.13	5,236,346.78	892,923.35	17.1%
Fixed Assets				
170 · Land	74,634.00	74,634.00	0.00	0.0%
171 · Buildings and Improvements	2,348,727.59	2,177,872.59	170,855.00	7.9%
172 · Equipment	5,102,106.04	4,565,635.75	536,470.29	11.8%
178 · Accum. Depreciation - Building	-739,167.29	-671,302.69	-67,864.60	-10.1%
179 · Accum. Depreciation - Equipment	-2,480,003.56	-2,358,317.53	-121,686.03	-5.2%
Total Fixed Assets	4,306,296.78	3,788,522.12	517,774.66	13.7%
Other Assets				
195 · Due From Operating Fund	1,916,890.00	1,916,890.00	0.00	0.0%
325 · Deferred Outflows	4,543,331.00	6,072,909.00	-1,529,578.00	-25.2%
Total Other Assets	6,460,221.00	7,989,799.00	-1,529,578.00	-19.1%
TOTAL ASSETS	16,895,787.91	17,014,667.90	-118,879.99	-0.7%
LIABILITIES & EQUITY				
Liabilities				
Current Liabilities				
Other Current Liabilities				
337 · Accrued Interest Payable	64,961.35	9,403.35	55,558.00	590.8%
338 · Capital Lease - Current	4.62	4.62	0.00	0.0%
Total Other Current Liabilities	64,965.97	9,407.97	55,558.00	590.5%
Total Current Liabilities	64,965.97	9,407.97	55,558.00	590.5%
Long Term Liabilities				
145 · Deferred Inflow	2,196,060.00	4,621,520.00	-2,425,460.00	-52.5%
300 · Compensated Absences	410,629.24	482,840.63	-72,211.39	-15.0%
310 · Westamerica Bank Loan	516,827.43	563,500.00	-46,672.57	-8.3%
340 · Bonds Payable - Current	0.10	0.10	0.00	0.0%
342 · Notes Payable - Long Term	108,193.86	167,485.00	-59,291.14	-35.4%
345 · Bonds Payable - Noncurrent	4,847,109.00	5,102,109.00	-255,000.00	-5.0%
355 · Due To Capital Improvement Fund	1,916,890.00	1,916,890.00	0.00	0.0%
744 · Net Pension Liability	3,283,143.00	2,547,720.00	735,423.00	28.9%
Total Long Term Liabilities	13,278,852.63	15,402,064.73	-2,123,212.10	-13.8%
Total Liabilities	13,343,818.60	15,411,472.70	-2,067,654.10	-13.4%
Equity				
30000 · Opening Balance Equity	-1,546,685.51	-1,552,324.26	5,638.75	0.4%
320 · Unreserved-Undesignated FD Bal	2,666,958.43	2,480,363.25	186,595.18	7.5%
321 · Future Liabilities - PERS UAL	223,831.00	408,639.00	-184,808.00	-45.2%
322 · Fire & EMS Equipment Repl.	423,445.39	72,000.00	351,445.39	488.1%
331 · Apparatus Reserves	410,000.00	682,748.65	-272,748.65	-40.0%
332 · Emergency Reserves	303,807.87	59,475.41	244,332.46	410.8%
334 · Cap Buildings/Facility Reserves	797,196.98	507,196.98	290,000.00	57.2%

10:19 AM
03/13/26
Cash Basis

Rancho Adobe Fire Protection District
Balance Sheet Prev Year Comparison
As of February 28, 2026

	<u>Feb 28, 26</u>	<u>Feb 28, 25</u>	<u>\$ Change</u>	<u>% Change</u>
335 - Measure H Desig. Fund	816,575.45	0.00	816,575.45	100.0%
Net Income	-543,160.30	-1,054,903.83	511,743.53	48.5%
Total Equity	<u>3,551,969.31</u>	<u>1,603,195.20</u>	<u>1,948,774.11</u>	<u>121.6%</u>
TOTAL LIABILITIES & EQUITY	<u>16,895,787.91</u>	<u>17,014,667.90</u>	<u>-118,879.99</u>	<u>-0.7%</u>

Rancho Adobe Fire Protection District
Profit & Loss Prev Year Comparison
February 2026

	Feb 26	Feb 25	\$ Change	% Change
Ordinary Income/Expense				
Income				
17 · Use of Money/Property				
1700 · Interest on Cash	11.08	10,952.41	-10,941.33	-99.9%
Total 17 · Use of Money/Property	11.08	10,952.41	-10,941.33	-99.9%
20 · Intergovernmental Revenues				
2601 · City of Cotati Fire Impact Fees	2,112.00	0.00	2,112.00	100.0%
Total 20 · Intergovernmental Revenues	2,112.00	0.00	2,112.00	100.0%
30 · Charges/Fees for Services				
3600 · Fire Marshal Services	5,882.00	4,338.00	1,544.00	35.6%
3601 · Finance Charge/Late Fee	148.68	43.84	104.84	239.1%
3641 · Fire Services - Casino Contract	0.00	25,000.00	-25,000.00	-100.0%
3661 · Cost Recovery	300.11	0.00	300.11	100.0%
Total 30 · Charges/Fees for Services	6,330.79	29,381.84	-23,051.05	-78.5%
40 · Miscellaneous Revenues				
4040 · Misc. Revenue	2,597.84	5,093.80	-2,495.96	-49.0%
4100 · Workers Comp. Reimbursement	13,008.60	12,953.20	55.40	0.4%
4600 · Sale of Fixed Assets (Surplus)	0.00	25,000.00	-25,000.00	-100.0%
Total 40 · Miscellaneous Revenues	15,606.44	43,047.00	-27,440.56	-63.8%
Total Income	24,060.31	83,381.25	-59,320.94	-71.1%
Gross Profit	24,060.31	83,381.25	-59,320.94	-71.1%
Expense				
50 · Salaries and Benefits				
5910 · Full-Time Personnel	311,048.93	304,803.84	6,245.09	2.1%
5911 · Part-Time Staffing	9,368.93	30,043.02	-20,674.09	-68.8%
5912 · Overtime	70,445.39	53,777.53	16,667.86	31.0%
5914 · FLSA	7,017.69	10,561.26	-3,543.57	-33.6%
5922 · Social Security Payroll Taxes	576.50	1,476.10	-899.60	-60.9%
5923 · CalPERS	64,575.81	59,047.26	5,528.55	9.4%
5924 · Medicare	5,519.55	5,564.82	-45.27	-0.8%
5930 · Health Insurance	34,119.00	28,645.99	5,473.01	19.1%
5931 · Disability Insurance	870.00	870.00	0.00	0.0%
5932 · Dental Insurance	2,953.36	2,758.32	195.04	7.1%
5934 · Vision Insurance	396.43	396.16	0.27	0.1%
5935 · Unemployment Insurance	49.04	223.05	-174.01	-78.0%
Total 50 · Salaries and Benefits	506,940.63	498,167.35	8,773.28	1.8%
60 · Supplies & Services				
6020 · Uniforms	0.00	1,466.30	-1,466.30	-100.0%
6022 · Safety Clothing	1,192.94	1,574.64	-381.70	-24.2%
6040 · Communications	2,047.78	3,174.81	-1,127.03	-35.5%
6045 · Pagers & Radios	14,238.70	296.08	13,942.62	4,709.1%
6060 · Food	54.05	-114.68	168.73	147.1%
6080 · Household Expense	329.05	1,116.66	-787.61	-70.5%
6140 · Equipment Maintenance	57.93	129.40	-71.47	-55.2%
6155 · Apparatus Maintenance	-2,829.17	9,151.41	-11,980.58	-130.9%
6165 · SCBA Maintenance	0.00	5,847.50	-5,847.50	-100.0%
6180 · Building Maintenance	4,301.28	2,583.50	1,717.78	66.5%
6260 · Medical Supplies	787.34	397.71	389.63	98.0%
6400 · Office Supplies	555.95	182.40	373.55	204.8%
6401 · Office Expense - Inventory	0.00	178.31	-178.31	-100.0%
6410 · Postage and Shipping	156.00	146.00	10.00	6.9%
6461 · Operational Expense	185.70	-124.62	310.32	249.0%
6463 · FPO Expense	-708.00	548.51	-1,256.51	-229.1%
6500 · Payroll Fees	651.90	701.05	-49.15	-7.0%
6590 · Contracted FM Services	2,025.00	3,500.00	-1,475.00	-42.1%
6596 · CQI Expense	510.00	425.00	85.00	20.0%
6605 · Hiring Expense	0.00	2,874.00	-2,874.00	-100.0%

Rancho Adobe Fire Protection District
Profit & Loss Prev Year Comparison
February 2026

	Feb 26	Feb 25	\$ Change	% Change
6610 · Legal Services	19,065.93	0.00	19,065.93	100.0%
6630 · Annual Audit Charges	495.00	495.00	0.00	0.0%
6635 · Bank Fees	8.00	7.90	0.10	1.3%
6650 · Health Services	0.00	115.00	-115.00	-100.0%
6654 · Wellness Program	0.00	-1,000.00	1,000.00	100.0%
6820 · Rent/Lease Equipment	537.06	489.72	47.34	9.7%
6880 · Small Tools Expense	3,220.35	0.00	3,220.35	100.0%
6881 · Safety Equipment	281.00	10,795.47	-10,514.47	-97.4%
6889 · Computer Software and Equipment	4,408.36	17,887.65	-13,479.29	-75.4%
7000 · Board Expense	0.00	220.00	-220.00	-100.0%
7120 · Training Expense	3,501.50	4,522.97	-1,021.47	-22.6%
7201 · Fuel	3,952.16	3,373.86	578.30	17.1%
7300 · Transportation & Travel	0.00	2,435.44	-2,435.44	-100.0%
7320 · Utilities	7,257.11	6,174.98	1,082.13	17.5%
Total 60 · Supplies & Services	66,282.92	79,571.97	-13,289.05	-16.7%
95 · Capital Improvements - Assets				
9510 · Building Improvements	7,695.67	6,200.00	1,495.67	24.1%
9560 · New Equipment - Apparatus	6,195.88	0.00	6,195.88	100.0%
Total 95 · Capital Improvements - Assets	13,891.55	6,200.00	7,691.55	124.1%
Total Expense	587,115.10	583,939.32	3,175.78	0.5%
Net Ordinary Income	-563,054.79	-500,558.07	-62,496.72	-12.5%
Net Income	-563,054.79	-500,558.07	-62,496.72	-12.5%

Rancho Adobe Fire Protection District
Profit & Loss by Class
February 2026

1:00 PM
 03/13/26
 Cash Basis

	Capital Improvements	Operating	TOTAL
Ordinary Income/Expense			
Income			
17 · Use of Money/Property		11.08	11.08
1700 · Interest on Cash	0.00		
Total 17 · Use of Money/Property	0.00	11.08	11.08
20 · Intergovernmental Revenues			
2601 · City of Cotati Fire Impact Fees	0.00	2,112.00	2,112.00
Total 20 · Intergovernmental Revenues	0.00	2,112.00	2,112.00
30 · Charges/Fees for Services			
3600 · Fire Marshal Services	0.00	5,882.00	5,882.00
3601 · Finance Charge/Late Fee	0.00	148.68	148.68
3661 · Cost Recovery	0.00	300.11	300.11
Total 30 · Charges/Fees for Services	0.00	6,330.79	6,330.79
40 · Miscellaneous Revenues			
4040 · Misc. Revenue	0.00	2,597.84	2,597.84
4100 · Workers Comp. Reimbursement	0.00	13,008.60	13,008.60
Total 40 · Miscellaneous Revenues	0.00	15,606.44	15,606.44
Total Income	0.00	24,060.31	24,060.31
Gross Profit	0.00	24,060.31	24,060.31
Expense			
50 · Salaries and Benefits			
5910 · Full-Time Personnel	0.00	311,048.93	311,048.93
5911 · Part-Time Staffing	0.00	9,368.93	9,368.93
5912 · Overtime	0.00	70,445.39	70,445.39
5914 · FLSA	0.00	7,017.69	7,017.69
5922 · Social Security Payroll Taxes	0.00	576.50	576.50
5923 · CalPERS	0.00	64,575.81	64,575.81
5924 · Medicare	0.00	5,519.55	5,519.55
5930 · Health Insurance	0.00	34,119.00	34,119.00
5931 · Disability Insurance	0.00	870.00	870.00
5932 · Dental Insurance	0.00	2,953.36	2,953.36
5934 · Vision Insurance	0.00	396.43	396.43
5935 · Unemployment Insurance	0.00	49.04	49.04
Total 50 · Salaries and Benefits	0.00	506,940.63	506,940.63
60 · Supplies & Services			
6022 · Safety Clothing	0.00	1,192.94	1,192.94
6040 · Communications	0.00	2,047.78	2,047.78
6045 · Pagers & Radios	0.00	14,238.70	14,238.70
6060 · Food	0.00	54.05	54.05

1:00 PM
03/13/26
Cash Basis

Rancho Adobe Fire Protection District Profit & Loss by Class February 2026

	Capital Improvements	Operating	TOTAL
6080 · Household Expense	0.00	329.05	329.05
6140 · Equipment Maintenance	0.00	57.93	57.93
6155 · Apparatus Maintenance	0.00	-2,829.17	-2,829.17
6180 · Building Maintenance	0.00	4,301.28	4,301.28
6260 · Medical Supplies	0.00	787.34	787.34
6400 · Office Supplies	0.00	555.95	555.95
6410 · Postage and Shipping	0.00	156.00	156.00
6461 · Operational Expense	0.00	185.70	185.70
6463 · FPO Expense	0.00	-708.00	-708.00
6500 · Payroll Fees	0.00	651.90	651.90
6590 · Contracted FM Services	0.00	2,025.00	2,025.00
6596 · CQI Expense	0.00	510.00	510.00
6610 · Legal Services	0.00	19,065.93	19,065.93
6630 · Annual Audit Charges	0.00	495.00	495.00
6635 · Bank Fees	0.00	8.00	8.00
6820 · Rent/Lease Equipment	0.00	537.06	537.06
6880 · Small Tools Expense	0.00	3,220.35	3,220.35
6881 · Safety Equipment	0.00	281.00	281.00
6889 · Computer Software and Equipment	0.00	4,408.36	4,408.36
7120 · Training Expense	0.00	3,501.50	3,501.50
7201 · Fuel	0.00	3,952.16	3,952.16
7320 · Utilities	0.00	7,257.11	7,257.11
Total 60 · Supplies & Services	0.00	66,282.92	66,282.92
95 · Capital Improvements - Assets			
9510 · Building Improvements	0.00	7,695.67	7,695.67
9560 · New Equipment - Apparatus	6,195.88	0.00	6,195.88
Total 95 · Capital Improvements - Assets	6,195.88	7,695.67	13,891.55
Total Expense	6,195.88	580,919.22	587,115.10
Net Ordinary Income	-6,195.88	-556,858.91	-563,054.79
Net Income	-6,195.88	-556,858.91	-563,054.79

NEW BUSINESS

**RESOLUTION R-7:
FIRE CHIEFS
CONTRACT**

RESOLUTION OF THE BOARD OF DIRECTORS OF THE
RANCHO ADOBE FIRE PROTECTION DISTRICT
OF SONOMA COUNTY, STATE OF CALIFORNIA, TO ADOPT A REVISION TO THE
FIRE CHIEF'S SALARY SCHEDULE

WHEREAS, the Board approved a new Employment Agreement between the District and the Fire Chief for December 1, 2025 through June 30, 2026 at the January 21, 2026 Board meeting; and

WHEREAS, the Board desires to approve a new salary schedule for the Fire Chief Jeff Veliquette; and

WHEREAS, the California Public Employees Retirement System (CalPERS) regulations require member agencies formally adopt a publicly available pay schedule under Government Code Section 20636(b)(1) and California Code of Regulations (CCR) Section 570.5; and

WHEREAS, the Board has the authority to implement Government Code Section 20636(b)(1) and California Code of Regulations (CCR) Section 570.5; and

WHEREAS, CalPERS regulations require all of this information be included in one document; and

WHEREAS, the Board has summarized all amendments to the 2025-2026 salaries schedule in a single document (attached hereto as Attachment A); and

WHEREAS, per California Government Code, Section 54953, “[p]rior to taking final action, the legislative body shall orally report a summary of a recommendation for a final action on the salaries, salary schedules, or compensation paid in the form of fringe benefits of a local agency executive, as defined in subdivision (d) of Section 3511.1, during the open meeting in which the final action is to be taken”; and

WHEREAS, the Board now desires to adopt revisions to the Fire Chief salary schedule consistent with the new Fire Chief Employment Agreement and applicable to the Fire Chief on and after December 1, 2025;

NOW, THEREFORE, BE IT RESOLVED by the Rancho Adobe Fire Protection District that:

1. The Board of Directors determines that the above findings are true and correct, and by reference incorporates those findings as an integral part of this Resolution.
2. The Board of Directors hereby adopts this Resolution amending the salary schedule (attached hereto as Attachment A), effective December 1, 2025 to be applicable to Fire Chief Jeff Veliquette. The amendment shall reflect the wage adjustment agreed

upon in the Employment Agreement between the District and the Fire Chief for December 1, 2025 through June 30, 2026 at the January 21, 2026 Board meeting; and

The foregoing resolution was introduced this 18th day of March 2026, by Director _____ who moved its adoption, and seconded by Director _____, and adopted on a roll call vote by the following vote:

Director Herman ___ Director Moretti ___ Director Peterson ___

Director Albini ___ Director Hemmendinger ___

Director Proteau ___ Director Gadoua ___

AYES: _____ NOES: _____ ABSTAIN: _____ ABSENT: _____

WHEREUPON, the Chair declared the foregoing resolution adopted, and SO ORDERED.

CHAIR

Attest:

Clerk of the Board



Rancho Adobe Fire District

Staff Report

Date: February 18, 2026

Topic: Proposed Resolution of the Board of Directors of the Rancho Adobe Fire Protection District to Adopt Revisions to the Salary Schedule for the Fire Chief.

Recommendation:

It is recommended that the Board of Directors Approve the Resolution of the Board of Directors of the Rancho Adobe Fire Protection District to Adopt Revisions to the Salary Schedule for the Fire Chief

Financial Impact:

There is no fiscal impact to approving the amendment of the salary schedules in accordance with California Public Employees Retirement System (CalPERS) regulations.

Current Situation and Effects:

CalPERS, pursuant to Government Code Sections 20630, 20636, and 20636.1 adopted regulations setting forth the required elements necessary to meet the definition of a publicly available pay schedule.

On January 21, 2026, the District approved a Fire Chief Employment Agreement. This Agreement updated the Fire Chief's salary. The at-issue Resolution reflects these changes to the District's salary schedule.

Approved by:

Jeff Veliquette, Fire Chief

Attachments:

1. Resolution
2. Fire Chief Employment Agreement

Rancho Adobe Fire Protection District
Salary Schedule for Fiscal Year 2025 - 2026
Effective as of 7/1/25

All MOUs and Employment Agreements Approved by Board of Directors on June 18, 2025

Pay Schedules for 7/1/25 - 06/30/26

Rank	Per	1st Step
FF/Paramedic Trainee	Year	\$ 82,600.89
	Month	\$ 6,883.41
	Semi-Monthly	\$ 3,441.70
	Hour	\$ 28.29
40 Hours	Hour	\$ 39.71

Rank	Per	
PT Firefighter	Hour	\$ 29.78
PT Firefighter	Holiday Hourly	\$ 44.67

Rank	Per	1st Step	2nd Step	3rd Step	4th Step
Firefighter	Year	\$ 86,948.30	\$ 91,255.96	\$ 95,849.95	\$ 100,617.13
	Month	\$ 7,245.69	\$ 7,604.66	\$ 7,987.50	\$ 8,384.76
	Semi-Monthly	\$ 3,622.85	\$ 3,802.33	\$ 3,993.75	\$ 4,192.38
	Hour	\$ 29.78	\$ 31.25	\$ 32.83	\$ 34.46
40 Hours	Hour	\$ 41.80	\$ 43.87	\$ 46.06	\$ 48.37

Rank	Per	1st Step	2nd Step	3rd Step	4th Step
Firefighter/Paramedic	Year	\$ 95,643.13	\$ 100,381.55	\$ 105,434.95	\$ 110,678.65
	Month	\$ 7,970.26	\$ 8,365.13	\$ 8,786.25	\$ 9,223.24
	Semi-Monthly	\$ 3,985.13	\$ 4,182.56	\$ 4,393.12	\$ 4,611.62
	Hour	\$ 32.75	\$ 34.38	\$ 36.11	\$ 37.90
40 Hours	Hour	\$ 45.98	\$ 48.26	\$ 50.69	\$ 53.21

Rank	Per	1st Step	2nd Step	3rd Step	4th Step
Engineer	Year	\$ 103,487.79	\$ 107,653.74	\$ 111,981.26	\$ 116,503.08
	Month	\$ 8,623.98	\$ 8,971.15	\$ 9,331.77	\$ 9,708.59
	Semi-Monthly	\$ 4,311.99	\$ 4,485.57	\$ 4,665.89	\$ 4,854.30
	Hour	\$ 35.44	\$ 36.67	\$ 38.35	\$ 39.90
40 Hours	Hour	\$ 49.75	\$ 51.76	\$ 53.84	\$ 56.01

Rank	Per	1st Step	2nd Step	3rd Step	4th Step
Captain	Year	\$ 125,161.96	\$ 130,363.82	\$ 135,586.04	\$ 138,873.47
	Month	\$ 10,430.16	\$ 10,863.65	\$ 11,298.84	\$ 11,572.79
	Semi-Monthly	\$ 5,215.08	\$ 5,431.83	\$ 5,649.42	\$ 5,786.39
	Hour	\$ 42.66	\$ 44.65	\$ 46.43	\$ 47.56
40 Hours	Hour	\$ 60.17	\$ 62.67	\$ 65.19	\$ 66.77

Rank	Per	1st Step	2nd Step	3rd Step	4th Step	5th Step
Battalion Chief	Year	\$ 168,355.30	\$ 173,406.00	\$ 178,608.73	\$ 182,168.74	\$ 189,486.13
	Month	\$ 14,029.61	\$ 14,450.50	\$ 14,884.06	\$ 15,180.73	\$ 15,790.51
	Semi-Monthly	\$ 7,014.80	\$ 7,225.25	\$ 7,442.03	\$ 7,590.36	\$ 7,895.26
	Hour	\$ 57.66	\$ 59.39	\$ 61.17	\$ 62.39	\$ 64.89
40 Hours	Hour	\$ 80.94	\$ 83.37	\$ 85.87	\$ 87.56	\$ 91.10

Rank	Per	1st Step	2nd Step	3rd Step	4th Step
Fire Mechanic	Year	\$ 99,600.92	\$ 103,610.40	\$ 107,775.39	\$ 111,580.41
	Month	\$ 8,300.08	\$ 8,634.20	\$ 8,981.28	\$ 9,298.37
	Semi-Monthly	\$ 4,150.04	\$ 4,317.10	\$ 4,490.64	\$ 4,649.18
40 Hours	Hour	\$ 47.89	\$ 49.81	\$ 51.82	\$ 53.84

Rank	Per	
Administrative Manager	Year	\$ 134,843.80
	Month	\$ 11,236.98
	Semi-Monthly	\$ 5,618.49
	Hour	\$ 68.24

Rank	Per	
Fire Chief	Year	\$ 227,584.11
	Month	\$ 18,965.35
	Semi-Monthly	\$ 9,482.67
	Hour	\$ 109.41

Incentive Pay:
 Bilingual Pay - 2% of Base Semi-Monthly Salary
 Hazardous Material Technician - 1% of Base Semi-Monthly Salary
 Rescue Systems Specialist - 1% of Base Semi-Monthly Salary
 Paramedic Engineer or Paramedic Captain - 10% of Base Semi-Monthly Salary

Holiday Pay:
 8 hours pay for 14 holiday's per year; paid at base hourly rate of pay
 56041131.1/006588.00010

